

Scaled data based on original data using  
LM-79-08 Approved Method: Electrical and Photometric Measurements of Solid-  
State Lighting Products

Test Report Prepared for  
Cooper Lighting Solutions  
(formerly Eaton)

Brand: McGRAW-EDISON

Report Number: P200260

Luminaire Tested: **GWC-AF-02-LED-E1-RW-7050-600**

Issue Date: 3/3/2020

**Test Information**

Test Method: LM-79-08  
Report Number: P200260  
TEST IS SCALED FROM IESNA LM-79-08 TEST DATA (P24166)  
Test Lab: INNOVATION CENTER P2  
Issue Date: 3/3/2020  
Manufacturer: COOPER LIGHTING SOLUTIONS (FORMERLY EATON)  
Product Line: MCGRAW-EDISON  
Catalog Number: GWC-AF-02-LED-E1-RW-7050-600  
Description: GALLEON WALL LUMINAIRE  
(2) 70 CRI, 5000K, 615mA LIGHTSQUARES WITH 16 LEDS EACH AND RECTANGULAR WIDE OPTICS  
Light Source: -  
Ballast/Driver: ELECTRONIC DRIVER

**Summary**

Lumens per Lamp: N/A  
Luminaire Lumens: 8366 lumens  
Efficiency: N/A  
Efficacy: 126.8 lumens/watt  
Luminous Opening: Rectangular (W 1' x L: 0.5' x H: 0')  
IES Classification: Type II - Medium - Full Cutoff  
BUG Rating: B3 - U0 - G3

Input Watts (W): 66  
Input Voltage (V): NR  
Input Current (Ain): NR  
Voltage Rise (V): NR  
Power Factor: NR  
Total Harmonic Distortion (THDi): NR  
Frequency (hertz): 60  
Stabilization Time: NR  
Operation Time: NR  
Ambient Temperature (°C): NR  
Test Distance: 25 FT

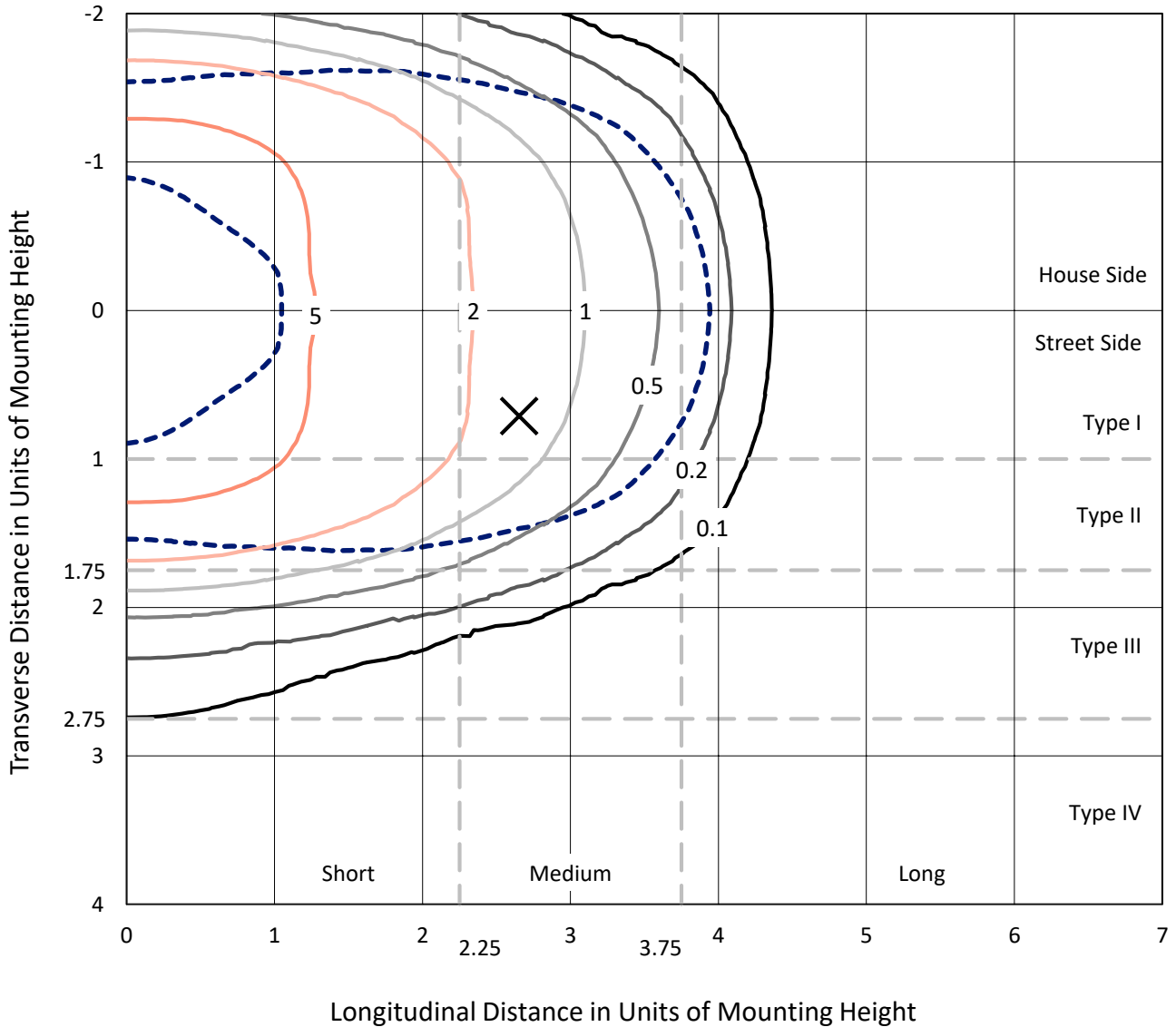


REPORT NUMBER: P200260

CATALOG NUMBER: GWC-AF-02-LED-E1-RW-7050-600

### Iso-Footcandle Lines of Horizontal Illumination

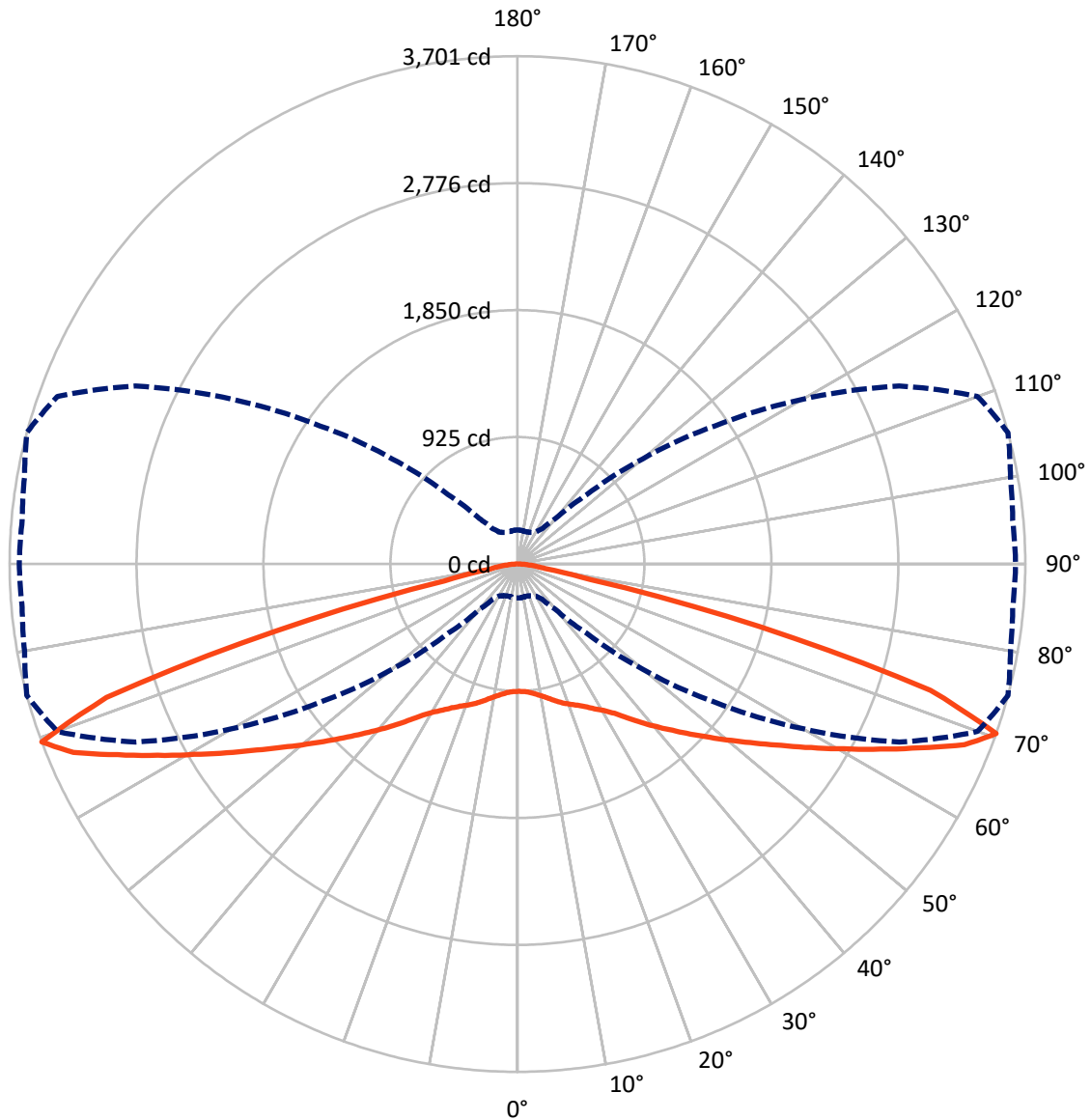
× Max cd  
 - - - 1/2 Max cd



Based on 10 foot mounting height. Maximum calculated value = 9.4 fc  
 Type II - Medium - Full Cutoff

REPORT NUMBER: P200260  
CATALOG NUMBER: GWC-AF-02-LED-E1-RW-7050-600

### Luminous Intensity Polar Plot



— Vertical Plane Through 75-Deg Lateral      - - - Horizontal Cone Through 70-Deg Vertical

REPORT NUMBER: P200260

CATALOG NUMBER: GWC-AF-02-LED-E1-RW-7050-600

**FLUX DISTRIBUTION:**

		Downward	Upward	Total
<b>House Side</b>	Lumens	4183.0	0.0	4183.0
	% Fixture	50.0	0.0	50.0
<b>Street Side</b>	Lumens	4183.0	0.0	4183.0
	% Fixture	50.0	0.0	50.0
<b>Total</b>	Lumens	8366.0	0.0	8366.0
	% Fixture	100.0	0.0	100.0

**ZONAL LUMENS:**

Zone	Lumens	% Fixture
0°-10°	89.0	1.1
10°-20°	276.5	3.3
20°-30°	520.5	6.2
30°-40°	921.7	11.0
40°-50°	1541.3	18.4
50°-60°	2147.9	25.7
60°-70°	1991.8	23.8
70°-80°	793.8	9.5
80°-90°	83.4	1.0
90°-100°	0.0	0.0
100°-110°	0.0	0.0
110°-120°	0.0	0.0
120°-130°	0.0	0.0
130°-140°	0.0	0.0
140°-150°	0.0	0.0
150°-160°	0.0	0.0
160°-170°	0.0	0.0
170°-180°	0.0	0.0
0°-90°	8366.0	100.0
0°-180°	8366.0	100.0

**Coefficient of Utilization**



REPORT NUMBER: P200260

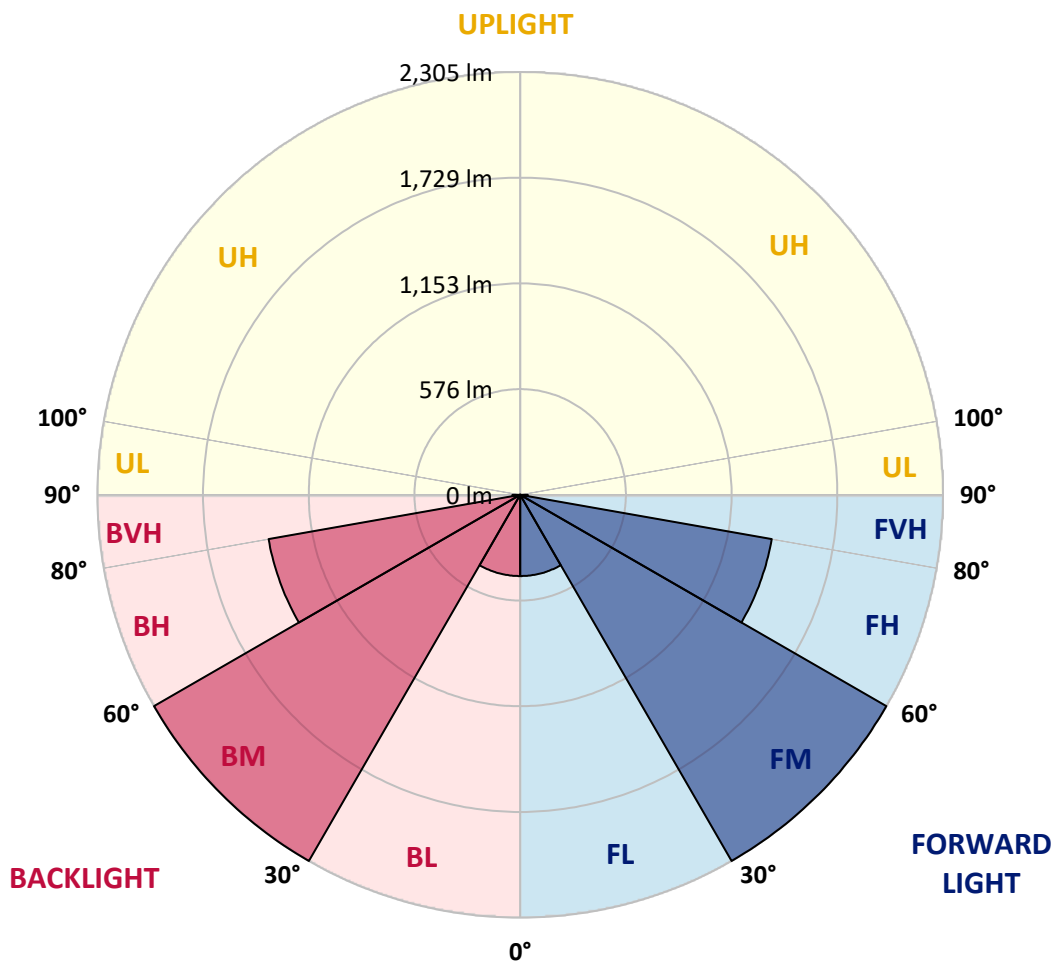
CATALOG NUMBER: GWC-AF-02-LED-E1-RW-7050-600

**LUMINAIRE CLASSIFICATION SYSTEM LUMEN TABLE AND BUG RATING:**

Zone		Lumens	% Fixture	Zone Rating/Lumen Limit		
				B	U	G
FL	(0°-30°)	443.0	5.3			
FM	(30°-60°)	2305.5	27.6			
FH	(60°-80°)	1392.8	16.6			G1/1800
FVH	(80°-90°)	41.7	0.5			G1/100
BL	(0°-30°)	443.0	5.3	B1/500		
BM	(30°-60°)	2305.5	27.6	B2/2500		
BH	(60°-80°)	1392.8	16.6	B3/2500		G3/2500
BVH	(80°-90°)	41.7	0.5			G1/100
UL	(90°-100°)	0.0	0.0		U0/0	
UH	(100°-180°)	0.0	0.0		U0/0	

**BUG Rating: B3-U0-G3**

Type II Medium





REPORT NUMBER: P200260

CATALOG NUMBER: GWC-AF-02-LED-E1-RW-7050-600

**CANDELA DISTRIBUTION (FULL):**

	0°	5°	10°	15°	20°	25°	30°	35°	40°	45°	50°
0°	928.0	928.0	928.0	928.0	928.0	928.0	928.0	928.0	928.0	928.0	928.0
2.5°	926.4	925.6	926.4	926.0	926.8	926.8	927.6	929.2	929.2	930.4	930.0
5°	917.3	916.9	918.1	919.3	920.5	922.8	925.2	928.8	931.5	933.5	935.5
7.5°	899.5	899.5	901.1	903.9	906.6	911.8	917.3	924.4	931.5	937.5	942.6
10°	884.9	885.7	887.7	892.4	897.1	905.1	912.6	922.8	932.7	942.6	950.5
12.5°	876.2	877.4	880.9	888.0	896.0	906.6	918.1	931.1	942.2	954.1	962.0
15°	879.0	879.7	884.9	893.6	903.9	917.3	932.7	948.1	961.2	973.8	984.5
17.5°	894.4	895.6	901.5	911.4	922.1	937.9	954.5	971.9	988.1	1002.3	1015.4
20°	922.1	923.2	930.8	941.4	954.1	970.3	986.9	1005.1	1023.3	1038.3	1052.9
22.5°	961.2	963.2	970.3	981.0	995.2	1012.6	1032.4	1051.7	1069.1	1083.0	1096.0
25°	1012.6	1016.9	1023.7	1035.5	1050.6	1066.4	1087.7	1107.5	1124.1	1137.1	1146.6
27.5°	1085.4	1091.3	1096.4	1107.9	1122.5	1137.5	1158.9	1176.3	1192.1	1204.8	1211.9
30°	1181.8	1187.8	1192.9	1204.0	1217.4	1231.6	1251.8	1267.2	1277.1	1287.0	1286.6
32.5°	1298.9	1305.2	1307.2	1319.0	1332.9	1348.3	1366.5	1375.2	1383.1	1384.3	1377.1
35°	1429.7	1432.9	1440.8	1456.6	1472.4	1485.1	1502.5	1506.8	1506.8	1500.9	1485.1
37.5°	1573.3	1575.2	1586.3	1604.1	1620.3	1633.4	1645.2	1653.9	1649.6	1636.9	1610.4
40°	1730.6	1734.2	1750.0	1765.8	1784.0	1796.3	1808.9	1810.5	1806.1	1787.6	1751.6
42.5°	1880.9	1884.0	1899.9	1924.8	1948.5	1965.5	1977.4	1979.7	1965.9	1948.9	1904.2
45°	2010.2	2018.5	2039.0	2068.3	2102.7	2126.8	2143.0	2149.7	2137.5	2115.3	2063.5
47.5°	2112.6	2120.9	2150.1	2184.9	2227.6	2266.8	2293.7	2307.9	2304.7	2288.1	2231.6
50°	2187.7	2195.6	2227.2	2269.9	2319.8	2368.4	2414.3	2448.3	2460.1	2452.6	2400.8
52.5°	2196.4	2209.4	2246.6	2303.9	2368.8	2435.2	2500.5	2558.2	2597.3	2603.3	2564.9
55°	2075.0	2088.1	2139.5	2224.5	2320.9	2429.3	2533.7	2630.9	2708.0	2747.6	2727.4
57.5°	1788.8	1812.1	1866.2	1965.9	2107.8	2269.9	2436.4	2609.2	2766.2	2870.9	2891.1
60°	1370.8	1398.5	1453.1	1559.0	1717.2	1910.5	2132.7	2388.2	2665.3	2901.0	3041.7
62.5°	879.4	905.4	962.8	1054.9	1183.8	1393.4	1631.8	1935.0	2307.5	2679.6	3014.9
65°	451.9	466.2	496.2	552.0	652.4	809.0	1022.9	1325.4	1751.2	2210.2	2695.0
67.5°	286.3	289.0	295.8	303.7	329.4	383.5	483.2	671.8	1022.1	1500.9	2068.3
70°	247.5	247.5	244.4	243.2	246.3	253.8	269.3	313.2	431.4	712.5	1192.9
72.5°	226.6	224.2	218.7	214.3	213.5	213.5	216.7	223.4	242.4	290.2	467.0
75°	208.8	202.0	194.5	189.4	187.4	185.4	185.0	186.2	190.2	197.7	223.0
77.5°	187.0	178.3	169.6	164.5	162.1	159.3	157.0	154.2	152.2	154.6	165.7
80°	160.9	151.0	144.3	141.2	138.8	134.8	129.7	124.9	120.6	119.8	126.5
82.5°	129.7	118.2	118.6	119.8	115.5	109.9	104.4	99.2	91.7	87.8	91.7
85°	104.8	98.8	96.1	103.6	97.3	89.0	80.3	71.2	59.3	49.8	54.2
87.5°	40.7	40.7	60.9	93.7	84.2	68.8	58.9	50.2	31.2	24.1	24.5
90°	0.0	0.0	0.0	0.0	0.0	0.0	0.0	0.0	0.0	0.0	0.0



REPORT NUMBER: P200260

CATALOG NUMBER: GWC-AF-02-LED-E1-RW-7050-600

**CANDELA DISTRIBUTION (continued):**

	55°	60°	65°	70°	75°	80°	85°	90°
0°	928.0	928.0	928.0	928.0	928.0	928.0	928.0	928.0
2.5°	929.6	930.4	930.0	929.6	929.6	929.2	929.6	929.6
5°	936.7	938.7	938.7	939.5	939.5	939.8	940.2	939.8
7.5°	947.4	950.9	953.3	956.1	956.5	956.8	957.6	956.8
10°	958.0	965.2	970.3	975.4	977.8	978.6	979.4	979.4
12.5°	971.5	981.4	990.5	999.6	1003.9	1006.3	1006.3	1007.9
15°	993.6	1003.5	1014.2	1026.4	1033.9	1037.9	1039.1	1039.1
17.5°	1024.9	1033.6	1042.6	1054.5	1064.0	1069.1	1070.3	1069.9
20°	1061.2	1069.5	1074.7	1082.2	1090.5	1096.4	1098.0	1098.0
22.5°	1102.7	1107.5	1108.3	1110.7	1117.4	1125.3	1128.8	1129.6
25°	1148.6	1149.8	1146.6	1146.6	1151.0	1158.5	1162.1	1162.5
27.5°	1207.9	1202.0	1194.1	1191.3	1194.1	1202.8	1207.1	1208.7
30°	1281.9	1267.6	1249.4	1239.6	1238.0	1249.4	1257.3	1258.5
32.5°	1366.5	1345.9	1321.8	1301.6	1296.5	1303.6	1313.1	1312.7
35°	1466.9	1442.4	1413.1	1387.4	1375.6	1382.7	1396.1	1397.7
37.5°	1582.8	1550.7	1517.1	1484.7	1466.1	1468.1	1482.3	1487.1
40°	1712.0	1670.5	1628.2	1584.7	1558.2	1553.1	1570.5	1573.3
42.5°	1850.4	1797.1	1743.7	1689.9	1655.9	1648.0	1668.2	1667.0
45°	1997.9	1929.9	1867.4	1808.1	1767.8	1755.9	1772.5	1772.5
47.5°	2156.5	2072.6	1998.3	1931.1	1887.2	1870.2	1886.0	1887.2
50°	2324.5	2235.5	2148.2	2073.4	2020.8	1999.1	2019.7	2022.8
52.5°	2491.8	2405.2	2317.0	2231.6	2167.9	2141.4	2165.2	2175.4
55°	2661.4	2576.4	2492.2	2408.7	2333.2	2302.0	2327.3	2340.3
57.5°	2840.5	2761.8	2681.5	2597.3	2524.6	2475.9	2502.8	2520.2
60°	3050.4	2983.2	2899.8	2806.9	2733.3	2683.9	2699.3	2714.8
62.5°	3216.5	3242.6	3171.8	3064.3	2969.8	2906.5	2921.5	2937.8
65°	3136.2	3403.9	3466.8	3358.1	3227.2	3128.7	3122.4	3130.7
67.5°	2621.4	3141.4	3520.6	3624.2	3514.6	3377.8	3352.5	3364.8
70°	1753.6	2401.2	3070.2	3568.4	3700.9	3647.9	3623.0	3630.5
72.5°	842.2	1398.5	2082.9	2745.2	3148.5	3333.5	3392.9	3421.7
75°	308.0	555.1	1003.9	1512.8	1826.3	2114.2	2302.0	2378.7
77.5°	185.8	224.2	320.7	482.8	546.8	612.1	586.8	599.4
80°	137.6	155.4	175.9	197.7	204.8	204.8	196.9	190.6
82.5°	96.5	107.9	117.8	129.7	132.9	126.9	104.4	83.0
85°	62.1	67.2	71.6	79.1	77.1	73.5	49.4	43.9
87.5°	28.5	32.4	34.0	37.6	36.0	34.4	24.5	20.6
90°	0.0	0.0	0.0	0.0	0.0	0.0	0.0	0.0

(END OF REPORT)